

Conexões Instantâneas Afrit



Tubo (Métrico) - Rosca (R)	
APC 04-M5	APC 08-02
APC 04-M6	APC 08-03
APC 04-01	APC 08-04
APC 04-02	APC 10-01
APC 04-03	APC 10-02
APC 06-M5	APC 10-03
APC 06-M6	APC 10-04
APC 06-01	APC 12-02
APC 06-02	APC 12-03
APC 06-03	APC 12-04
APC 06-04	APC 14-03
APC 08-01	APC 14-04
	APC 16-03
	APC 16-04

Tubo (Polegada) - Rosca (NPT)	
APC 5/32-N01	APC 5/16-N04
APC 5/32-N02	APC 3/8-N01
APC 3/16-N01	APC 3/8-N02
APC 3/16-N02	APC 3/8-N03
APC 3/16-N03	APC 3/8-N04
APC 1/4-N01	APC 1/2-N02
APC 1/4-N02	APC 1/2-N03
APC 1/4-N03	APC 1/2-N04
APC 1/4-N04	
APC 5/16-N01	
APC 5/16-N02	
APC 5/16-N03	



Tubo (Métrico) - Rosca (G)	
APC-G 04-G01	APC-G 10-G02
APC-G 04-G02	APC-G 10-G03
APC-G 04-G03	APC-G 10-G04
APC-G 06-G01	APC-G 12-G02
APC-G 06-G02	APC-G 12-G03
APC-G 06-G03	APC-G 12-G04
APC-G 06-G04	APC-G 14-G03
APC-G 08-G01	APC-G 14-G04
APC-G 08-G02	APC-G 16-G03
APC-G 08-G03	APC-G 16-G04
APC-G 08-G04	
APC-G 10-G01	



Tubo (Métrico) - Rosca (R)	
APOC 04-M5	APOC 08-02
APOC 04-M6	APOC 08-03
APOC 04-01	APOC 08-04
APOC 04-02	APOC 10-01
APOC 04-03	APOC 10-02
APOC 06-M5	APOC 10-03
APOC 06-M6	APOC 10-04
APOC 06-01	APOC 12-02
APOC 06-02	APOC 12-03
APOC 06-03	APOC 12-04
APOC 06-04	APC 16-03
APOC 08-01	APC 16-04

Tubo (Polegada) - Rosca (NPT)	
APOC 5/32-N01	APOC 5/16-N04
APOC 5/32-N02	APOC 3/8-N01
APOC 3/16-N01	APOC 3/8-N02
APOC 3/16-N02	APOC 3/8-N03
APOC 3/16-N03	APOC 3/8-N04
APOC 1/4-N01	APOC 1/2-N02
APOC 1/4-N02	APOC 1/2-N03
APOC 1/4-N03	APOC 1/2-N04
APOC 1/4-N04	
APOC 5/16-N01	
APOC 5/16-N02	
APOC 5/16-N03	



Tubo (Métrico) - Rosca (G)	
APOC-G 04-G01	APOC-G 10-G02
APOC-G 04-G02	APOC-G 10-G03
APOC-G 04-G03	APOC-G 10-G04
APOC-G 06-G01	APOC-G 12-G02
APOC-G 06-G02	APOC-G 12-G03
APOC-G 06-G03	APOC-G 12-G04
APOC-G 06-G04	APC-G 16-G03
APOC-G 08-G01	APC-G 16-G04
APOC-G 08-G02	
APOC-G 08-G03	
APOC-G 08-G04	
APOC-G 10-G01	



Tubo (Métrico) - Rosca (R)	
APCF 04-M5	APCF 08-02
APCF 04-M6	APCF 08-03
APCF 04-01	APCF 08-04
APCF 04-02	APCF 10-01
APCF 04-03	APCF 10-02
APCF 06-M5	APCF 10-03
APCF 06-M6	APCF 10-04
APCF 06-01	APCF 12-02
APCF 06-02	APCF 12-03
APCF 06-03	APCF 12-04
APCF 06-04	APCF 16-03
APCF 08-01	APCF 16-04

Tubo (Polegada) - Rosca (NPT)	
APCF 5/32-N01	APCF 5/16-N04
APCF 5/32-N02	APCF 3/8-N01
APCF 3/16-N01	APCF 3/8-N02
APCF 3/16-N02	APCF 3/8-N03
APCF 3/16-N03	APCF 3/8-N04
APCF 1/4-N01	APCF 1/2-N02
APCF 1/4-N02	APCF 1/2-N03
APCF 1/4-N03	APCF 1/2-N04
APCF 1/4-N04	
APCF 5/16-N01	
APCF 5/16-N02	
APCF 5/16-N03	



Tubo (Métrico) - Rosca (G)	
APCF-G 04-G01	APCF-G 10-G02
APCF-G 04-G02	APCF-G 10-G03
APCF-G 04-G03	APCF-G 10-G04
APCF-G 06-G01	APCF-G 12-G02
APCF-G 06-G02	APCF-G 12-G03
APCF-G 06-G03	APCF-G 12-G04
APCF-G 06-G04	APCF-G 16-G03
APCF-G 08-G01	APCF-G 16-G04
APCF-G 08-G02	
APCF-G 08-G03	
APCF-G 08-G04	
APCF-G 10-G01	



Tubo (Métrico) - Rosca (R)	
APL 04-M5	APL 08-02
APL 04-M6	APL 08-03
APL 04-01	APL 08-04
APL 04-02	APL 10-01
APL 04-03	APL 10-02
APL 06-M5	APL 10-03
APL 06-M6	APL 10-04
APL 06-01	APL 12-02
APL 06-02	APL 12-03
APL 06-03	APL 12-04
APL 06-04	APL 14-03
APL 08-01	APL 14-04
	APL 16-03
	APL 16-04

Tubo (Polegada) - Rosca (NPT)	
APL 5/32-N01	APL 5/16-N04
APL 5/32-N02	APL 3/8-N01
APL 3/16-N01	APL 3/8-N02
APL 3/16-N02	APL 3/8-N03
APL 3/16-N03	APL 3/8-N04
APL 1/4-N01	APL 1/2-N02
APL 1/4-N02	APL 1/2-N03
APL 1/4-N03	APL 1/2-N04
APL 1/4-N04	
APL 5/16-N01	
APL 5/16-N02	
APL 5/16-N03	



Tubo (Métrico) - Rosca (G)	
APL-G 04-G01	APL-G 10-G02
APL-G 04-G02	APL-G 10-G03
APL-G 04-G03	APL-G 10-G04
APL-G 06-G01	APL-G 12-G02
APL-G 06-G02	APL-G 12-G03
APL-G 06-G03	APL-G 12-G04
APL-G 06-G04	APL-G 16-G03
APL-G 08-G01	APL-G 16-G04
APL-G 08-G02	
APL-G 08-G03	
APL-G 08-G04	
APL-G 10-G01	



Tubo (Métrico) - Rosca (R)	
APLL 04-M5	APLL 08-02
APLL 04-M6	APLL 08-03
APLL 04-01	APLL 08-04
APLL 04-02	APLL 10-01
APLL 04-03	APLL 10-02
APLL 06-M5	APLL 10-03
APLL 06-M6	APLL 10-04
APLL 06-01	APLL 12-02
APLL 06-02	APLL 12-03
APLL 06-03	APLL 12-04
APLL 06-04	APLL 16-03
APLL 08-01	APLL 16-04

Tubo (Polegada) - Rosca (NPT)	
APLL 5/32-N01	APLL 5/16-N04
APLL 5/32-N02	APLL 3/8-N01
APLL 3/16-N01	APLL 3/8-N02
APLL 3/16-N02	APLL 3/8-N03
APLL 3/16-N03	APLL 3/8-N04
APLL 1/4-N01	APLL 1/2-N02
APLL 1/4-N02	APLL 1/2-N03
APLL 1/4-N03	APLL 1/2-N04
APLL 1/4-N04	
APLL 5/16-N01	
APLL 5/16-N02	
APLL 5/16-N03	




Tubo (Métrico) - Rosca (G)	
APLL-G 04-G01	APLL-G 10-G02
APLL-G 04-G02	APLL-G 10-G03
APLL-G 04-G03	APLL-G 10-G04
APLL-G 06-G01	APLL-G 12-G02
APLL-G 06-G02	APLL-G 12-G03
APLL-G 06-G03	APLL-G 12-G04
APLL-G 06-G04	APLL-G 16-G03
APLL-G 08-G01	APLL-G 16-G04
APLL-G 08-G02	
APLL-G 08-G03	
APLL-G 08-G04	
APLL-G 10-G01	



Tubo (Métrico) - Rosca (R)	
APLF 04-M5	APLF 08-02
APLF 04-M6	APLF 08-03
APLF 04-01	APLF 08-04
APLF 04-02	APLF 10-01
APLF 04-03	APLF 10-02
APLF 06-M5	APLF 10-03
APLF 06-M6	APLF 10-04
APLF 06-01	APLF 12-02
APLF 06-02	APLF 12-03
APLF 06-03	APLF 12-04
APLF 06-04	APLF 16-03
APLF 08-01	APLF 16-04

Tubo (Polegada) - Rosca (NPT)	
APLF 5/32-N01	APLF 5/16-N04
APLF 5/32-N02	APLF 3/8-N01
APLF 3/16-N01	APLF 3/8-N02
APLF 3/16-N02	APLF 3/8-N03
APLF 3/16-N03	APLF 3/8-N04
APLF 1/4-N01	APLF 1/2-N02
APLF 1/4-N02	APLF 1/2-N03
APLF 1/4-N03	APLF 1/2-N04
APLF 1/4-N04	
APLF 5/16-N01	
APLF 5/16-N02	
APLF 5/16-N03	



Tubo (Métrico) - Rosca (G)	
APLF-G 04-G01	APLF-G 10-G02
APLF-G 04-G02	APLF-G 10-G03
APLF-G 04-G03	APLF-G 10-G04
APLF-G 06-G01	APLF-G 12-G02
APLF-G 06-G02	APLF-G 12-G03
APLF-G 06-G03	APLF-G 12-G04
APLF-G 06-G04	
APLF-G 08-G01	
APLF-G 08-G02	
APLF-G 08-G03	
APLF-G 08-G04	
APLF-G 10-G01	

Conexões Instantâneas Afit

T MACHO CENTRAL

APT



Tubo (Métrico) - Rosca (R)	
APT 04-M5	APT 08-02
APT 04-M6	APT 08-03
APT 04-01	APT 08-04
APT 04-02	APT 10-01
APT 04-03	APT 10-02
APT 06-M5	APT 10-03
APT 06-M6	APT 10-04
APT 06-01	APT 12-02
APT 06-02	APT 12-03
APT 06-03	APT 12-04
APT 06-04	APT 16-03
APT 08-01	APT 16-04

Tubo (Polegada) - Rosca (NPT)	
APT 5/32-N01	APT 5/16-N04
APT 5/32-N02	APT 3/8-N01
APT 3/16-N01	APT 3/8-N02
APT 3/16-N02	APT 3/8-N03
APT 3/16-N03	APT 3/8-N04
APT 1/4-N01	APT 1/2-N02
APT 1/4-N02	APT 1/2-N03
APT 1/4-N03	APT 1/2-N04
APT 1/4-N04	
APT 5/16-N01	
APT 5/16-N02	
APT 5/16-N03	

T MACHO CENTRAL

APT-G



Tubo (Métrico) - Rosca (G)	
APT-G 04-G01	APT-G 10-G02
APT-G 04-G02	APT-G 10-G03
APT-G 04-G03	APT-G 10-G04
APT-G 04-G02	APT-G 12-G02
APT-G 06-G01	APT-G 12-G03
APT-G 06-G02	APT-G 12-G04
APT-G 06-G03	APT-G 16-G03
APT-G 06-G04	APT-G 16-G04
APT-G 08-G01	
APT-G 08-G02	
APT-G 08-G03	
APT-G 10-G01	

T MACHO LATERAL

APST



Tubo (Métrico) - Rosca (R)	
APST 04-M5	APST 08-02
APST 04-M6	APST 08-03
APST 04-01	APST 08-04
APST 04-02	APST 10-01
APST 04-03	APST 10-02
APST 06-M5	APST 10-03
APST 06-M6	APST 10-04
APST 06-01	APST 12-02
APST 06-02	APST 12-03
APST 06-03	APST 12-04
APST 06-04	APST 16-03
APST 08-01	APST 16-04

Tubo (Polegada) - Rosca (NPT)	
APST 5/32-N01	APST 5/16-N04
APST 5/32-N02	APST 3/8-N01
APST 3/16-N01	APST 3/8-N02
APST 3/16-N02	APST 3/8-N03
APST 3/16-N03	APST 3/8-N04
APST 1/4-N01	APST 1/2-N02
APST 1/4-N02	APST 1/2-N03
APST 1/4-N03	APST 1/2-N04
APST 1/4-N04	
APST 5/16-N01	
APST 5/16-N02	
APST 5/16-N03	

T MACHO LATERAL

APST-G



Tubo (Métrico) - Rosca (G)	
APST-G 04-G01	APST-G 10-G02
APST-G 04-G02	APST-G 10-G03
APST-G 04-G03	APST-G 10-G04
APST-G 06-G01	APST-G 12-G02
APST-G 06-G02	APST-G 12-G03
APST-G 06-G03	APST-G 12-G04
APST-G 06-G04	APST-G 16-G03
APST-G 08-G01	APST-G 16-G04
APST-G 08-G02	
APST-G 08-G03	
APST-G 08-G04	
APST-G 10-G01	

Y MACHO

APWT



Tubo (Métrico) - Rosca (R)	
APWT 04-M5	APWT 08-02
APWT 04-M6	APWT 08-03
APWT 04-01	APWT 08-04
APWT 04-02	APWT 10-01
APWT 04-03	APWT 10-02
APWT 06-M5	APWT 10-03
APWT 06-M6	APWT 10-04
APWT 06-01	APWT 12-02
APWT 06-02	APWT 12-03
APWT 06-03	APWT 12-04
APWT 06-04	
APWT 08-01	

Tubo (Polegada) - Rosca (NPT)	
APWT 5/32-N01	APWT 5/16-N04
APWT 5/32-N02	APWT 3/8-N01
APWT 3/16-N01	APWT 3/8-N02
APWT 3/16-N02	APWT 3/8-N03
APWT 3/16-N03	APWT 3/8-N04
APWT 1/4-N01	APWT 1/2-N02
APWT 1/4-N02	APWT 1/2-N03
APWT 1/4-N03	APWT 1/2-N04
APWT 1/4-N04	
APWT 5/16-N01	
APWT 5/16-N02	
APWT 5/16-N03	

Y MACHO


APWT-G



Tubo (Métrico) - Rosca (G)	
APWT-G 04-G01	APWT-G 10-G02
APWT-G 04-G02	APWT-G 10-G03
APWT-G 04-G03	APWT-G 10-G04
APWT-G 06-G01	APWT-G 12-G02
APWT-G 06-G02	APWT-G 12-G03
APWT-G 06-G03	APWT-G 12-G04
APWT-G 06-G04	
APWT-G 08-G01	
APWT-G 08-G02	
APWT-G 08-G03	
APWT-G 08-G04	
APWT-G 10-G01	

PASSA PAINEL

APMF




Tubo (Métrico) - Rosca (R)	
APMF 04-M5	APMF 08-02
APMF 04-M6	APMF 08-03
APMF 04-01	APMF 08-04
APMF 04-02	APMF 10-01
APMF 04-03	APMF 10-02
APMF 06-M5	APMF 10-03
APMF 06-M6	APMF 10-04
APMF 06-01	APMF 12-02
APMF 06-02	APMF 12-03
APMF 06-03	APMF 12-04
APMF 06-04	
APMF 08-01	

Tubo (Polegada) - Rosca (NPT)	

PASSA PAINEL

APMF-G



Tubo (Métrico) - Rosca (G)	
APMF-G 04-G01	APMF-G 10-G02
APMF-G 04-G02	APMF-G 10-G03
APMF-G 04-G03	APMF-G 10-G04
APMF-G 06-G01	APMF-G 12-G02
APMF-G 06-G02	APMF-G 12-G03
APMF-G 06-G03	APMF-G 12-G04
APMF-G 06-G04	
APMF-G 08-G01	
APMF-G 08-G02	
APMF-G 08-G03	
APMF-G 08-G04	
APMF-G 10-G01	

BANJO FÊMEA

APHF




Tubo (Métrico) - Rosca (R)	
APHF 04-M5	APHF 08-03
APHF 04-M6	APHF 08-04
APHF 04-01	APHF 10-01
APHF 04-02	APHF 10-02
APHF 06-M5	APHF 10-03
APHF 06-M6	APHF 10-04
APHF 06-01	APHF 12-02
APHF 06-02	APHF 12-03
APHF 06-03	APHF 12-04
APHF 06-04	APHF 16-03
APHF 08-01	APHF 16-04
APHF 08-02	

Tubo (Polegada) - Rosca (NPT)	

BANJO FÊMEA

APHF-G



Tubo (Métrico) - Rosca (G)	
APHF-G 04-G01	APHF-G 10-G03
APHF-G 04-G02	APHF-G 10-G04
APHF-G 06-G01	APHF-G 12-G02
APHF-G 06-G02	APHF-G 12-G03
APHF-G 06-G03	APHF-G 12-G04
APHF-G 06-G04	
APHF-G 08-G01	
APHF-G 08-G02	
APHF-G 08-G03	
APHF-G 08-G04	
APHF-G 10-G01	
APHF-G 10-G02	

BANJO

APH



Tubo (Métrico) - Rosca (R)	
APH 04-M5	APH 08-03
APH 04-M6	APH 08-04
APH 04-01	APH 10-01
APH 04-02	APH 10-02
APH 06-M5	APH 10-03
APH 06-M6	APH 10-04
APH 06-01	APH 12-02
APH 06-02	APH 12-03
APH 06-03	APH 12-04
APH 06-04	APH 16-03
APH 08-01	APH 16-04
APH 08-02	

Tubo (Polegada) - Rosca (NPT)	

BANJO

APH-G



Tubo (Métrico) - Rosca (G)	
APH-G 04-G01	APH-G 10-G03
APH-G 04-G02	APH-G 10-G04
APH-G 06-G01	APH-G 12-G02
APH-G 06-G02	APH-G 12-G03
APH-G 06-G03	APH-G 12-G04
APH-G 06-G04	
APH-G 08-G01	
APH-G 08-G02	
APH-G 08-G03	
APH-G 08-G04	
APH-G 10-G01	
APH-G 10-G02	

Conexões Instantâneas Afit

T REDUTOR

APTG



Tubo (Métrico) - Rosca (G)	
APTG 06-04	
APTG 08-04	
APTG 08-06	
APTG 10-06	
APTG 10-08	
APTG 12-08	
APTG 12-10	
APTG 16-12	

UNIÃO PARA PAINEL

APMM



Tubo (Métrico)	Tubo (Polegada)
APMM 04	APMM 5/32
APMM 06	APMM 3/16
APMM 08	APMM 1/4
APMM 10	APMM 5/16
APMM 12	APMM 3/8
APMM 16	APMM 1/2

UNIÃO EM L

APUL



Tubo (Métrico)	Tubo (Polegada)
APUL 04	APUL 5/32
APUL 06	APUL 3/16
APUL 08	APUL 1/4
APUL 10	APUL 5/16
APUL 12	APUL 3/8
APUL 14	APUL 1/2
APUL 16	

UNIÃO RETA

APUC



Tubo (Métrico)	Tubo (Polegada)
APUC 04	APUC 5/32
APUC 06	APUC 3/16
APUC 08	APUC 1/4
APUC 10	APUC 5/16
APUC 12	APUC 3/8
APUC 14	
APUC 16	

UNIÃO EM X

APZA



Tubo (Métrico)	Tubo (Polegada)
APZA 04	APZA 5/32
APZA 06	APZA 3/16
APZA 08	APZA 1/4
APZA 10	APZA 5/16
APZA 12	APZA 3/8
	APZA 1/2

UNIÃO EM T

APUT



Tubo (Métrico)	Tubo (Polegada)
APUT 04	APUT 5/32
APUT 06	APUT 3/16
APUT 08	APUT 1/4
APUT 10	APUT 5/16
APUT 12	APUT 3/8
APUT 14	APUT 1/2
APUT 16	

UNIÃO PARA REDUÇÃO

APG



Tubo (Métrico)	Tubo (Polegada)
APG 06-04	APG 1/4-5/32
APG 08-04	APG 3/16-5/32
APG 08-06	APG 5/16-1/4
APG 10-06	APG 3/8-1/4
APG 10-08	APG 3/8-5/16
APG 12-08	APG 1/2-3/8
APG 12-10	
APG 16-12	

UNIÃO EM Y

APY



Tubo (Métrico)	Tubo (Polegada)
APY 04	APY 5/32
APY 06	APY 3/16
APY 08	APY 1/4
APY 10	APY 5/16
APY 12	APY 3/8
APY 16	APY 1/2

DISTR. C/ REDUÇÃO 4 SAÍDAS MACHO

APKD



Tubo (Métrico)	Tubo (Polegada)
APKD 06-04-01	
APKD 08-04-02	
APKD 08-06-02	
APKD 10-08-03	

DISTR. C/ RED. 4 SAÍDAS MACHO

APKD-G



Tubo (Métrico) - Rosca (G)	
APKD-G 06-04-G01	
APKD-G 08-04-G02	
APKD-G 08-06-G02	
APKD-G 10-08-G03	

Y PARA REDUÇÃO

APW



Tubo (Métrico)	Tubo (Polegada)
APW 06-04	
APW 08-04	
APW 08-06	
APW 10-06	
APW 10-08	
APW 12-08	
APW 12-10	

