

REDUÇÃO TIPO PLUG


MPGJ



Modelo - Tubo (Métrico)		
MPGJ 06-04		
MPGJ 08-04		
MPGJ 08-06		
MPGJ 10-06		
MPGJ 10-08		
MPGJ 12-08		
MPGJ 12-10		

UNIÃO EM T


MPUT



Modelo - Tubo (Métrico)	Tubo (Polegada)
MPUT 04	MPUT 1/4
MPUT 06	MPUT 5/16
MPUT 08	MPUT 3/8
MPUT 10	MPUT 1/2
MPUT 12	

UNIÃO RETA


MPUC



Modelo - Tubo (Métrico)	Tubo (Polegada)
MPUC 04	MPUC 1/4
MPUC 06	MPUC 5/16
MPUC 08	MPUC 3/8
MPUC 10	MPUC 1/2
MPUC 12	

UNIÃO EM Y

MPY



Modelo - Tubo (Métrico)		
MPY 04		
MPY 06		
MPY 08		
MPY 10		
MPY 12		

UNIÃO EM L

MPUL



Modelo - Tubo (Métrico)	Tubo (Polegada)
MPUL 04	MPUL 1/4
MPUL 06	MPUL 5/16
MPUL 08	MPUL 3/8
MPUL 10	MPUL 1/2
MPUL 12	

RETA COM REDUTOR


MPG



Modelo - Tubo (Métrico)		
MPG 06-04		
MPG 08-06		
MPG 10-06		
MPG 10-08		
MPG 12-08		
MPG 12-10		

T MACHO CENTRAL


MPT



Tubo (Métrico) - Rosca (R)		
MPT 04-M5	MPT 06-03	MPT 10-03
MPT 04-M6	MPT 06-04	MPT 10-04
MPT 04-01	MPT 08-01	MPT 12-02
MPT 04-02	MPT 08-02	MPT 12-03
MPT 06-M5	MPT 08-03	MPT 12-04
MPT 06-M6	MPT 08-04	
MPT 06-01	MPT 10-01	
MPT 06-02	MPT 10-02	

T MACHO CENTRAL


MPT-G



Tubo (Métrico) - Rosca (G)		
MTP 04-G01	MTP 08-G03	MTP 12-G04
MTP 04-G02	MTP 08-G04	
MTP 06-G01	MTP 10-G01	
MTP 06-G02	MTP 10-G02	
MTP 06-G03	MTP 10-G03	
MTP 06-G04	MTP 10-G04	
MTP 08-G01	MTP 12-G02	
MTP 08-G02	MTP 12-G03	

BANJO

MPH



Tubo (Métrico) - Rosca (R)		
MPH 04-M5	MPH 06-03	MPH 10-03
MPH 04-M6	MPH 06-04	MPH 10-04
MPH 04-01	MPH 08-01	MPH 12-02
MPH 04-02	MPH 08-02	MPH 12-03
MPH 06-M5	MPH 08-03	MPH 12-04
MPH 06-M6	MPH 08-04	
MPH 06-01	MPH 10-01	
MPH 06-02	MPH 10-02	

BANJO

MPH-G



Tubo (Métrico) - Rosca (G)		
MPH 04-G01	MPH 08-G03	MPH 12-G04
MPH 04-G02	MPH 08-G04	
MPH 06-G01	MPH 10-G01	
MPH 06-G02	MPH 10-G02	
MPH 06-G03	MPH 10-G03	
MPH 06-G04	MPH 10-G04	
MPH 08-G01	MPH 12-G02	
MPH 08-G02	MPH 12-G03	

RETA MACHO

MPC



Tubo (Métrico) - Rosca (R)		
MPC 04-M5	MPC 06-03	MPC 10-03
MPC 04-M6	MPC 06-04	MPC 10-04
MPC 04-01	MPC 08-01	MPC 12-02
MPC 04-02	MPC 08-02	MPC 12-03
MPC 06-M5	MPC 08-03	MPC 12-04
MPC 06-M6	MPC 08-04	
MPC 06-01	MPC 10-01	
MPC 06-02	MPC 10-02	

Tubo (Polegada) - Rosca (NPT)		
MPC 1/4-N01	MPC 3/8-N01	
MPC 1/4-N02	MPC 3/8-N02	
MPC 1/4-N03	MPC 3/8-N03	
MPC 1/4-N04	MPC 3/8-N04	
MPC 5/16-N01	MPC 1/2-N02	
MPC 5/16-N02	MPC 1/2-N03	
MPC 5/16-N03	MPC 1/2-N04	
MPC 5/16-N04		

Conexões Metálicas

Pressão 0-15 bar / Temperatura 0-80°C / Latão Niquelado

RETA MACHO
MPC-G



Tubo (Métrico) - Rosca (G)		
MPC 04-G01	MPC 08-G03	MPC 12-G04
MPC 04-G02	MPC 08-G04	
MPC 06-G01	MPC 10-G01	
MPC 06-G02	MPC 10-G02	
MPC 06-G03	MPC 10-G03	
MPC 06-G04	MPC 10-G04	
MPC 08-G01	MPC 12-G02	
MPC 08-G02	MPC 12-G03	

COTOVELO MACHO
MPL-G



Tubo (Métrico) - Rosca (G)		
MPL 04-G01	MPL 08-G03	MPL 12-G03
MPL 04-G02	MPL 08-G04	MPL 12-G04
MPL 06-G01	MPL 10-G01	
MPL 06-G02	MPL 10-G02	
MPL 06-G03	MPL 10-G03	
MPL 06-G04	MPL 10-G04	
MPL 08-G01	MPL 12-G01	
MPL 08-G02	MPL 12-G02	


COTOVELO MACHO
MPL



Tubo (Métrico) - Rosca (R)		
MPL 04-M5	MPL 06-03	MPL 10-03
MPL 04-M6	MPL 06-04	MPL 10-04
MPL 04-01	MPL 08-01	MPL 12-02
MPL 04-02	MPL 08-02	MPL 12-03
MPL 06-M5	MPL 08-03	MPL 12-04
MPL 06-M6	MPL 08-04	
MPL 06-01	MPL 10-01	
MPL 06-02	MPL 10-02	


Tubo (Polegada) - Rosca (NPT)		
MPL 1/4-N01	MPL 3/8-N01	
MPL 1/4-N02	MPL 3/8-N02	
MPL 1/4-N03	MPL 3/8-N03	
MPL 1/4-N04	MPL 3/8-N04	
MPL 5/16-N01	MPL 1/2-N02	
MPL 5/16-N02	MPL 1/2-N03	
MPL 5/16-N03	MPL 1/2-N04	
MPL 5/16-N04		

RETA FÊMEA
MPCF



Tubo (Métrico) - Rosca (R)		
MPCF 04-M5	MPCF 06-03	MPCF 10-03
MPCF 04-M6	MPCF 06-04	MPCF 10-04
MPCF 04-01	MPCF 08-01	MPCF 12-02
MPCF 04-02	MPCF 08-02	MPCF 12-03
MPCF 06-M5	MPCF 08-03	MPCF 12-04
MPCF 06-M6	MPCF 08-04	
MPCF 06-01	MPCF 10-01	
MPCF 06-02	MPCF 10-02	

RETA FÊMEA
MPCF-G



Tubo (Métrico) - Rosca (G)		
MPCF 04-G01	MPCF 08-G03	MPCF 12-G03
MPCF 04-G02	MPCF 08-G04	MPCF 12-G04
MPCF 06-G01	MPCF 10-G01	
MPCF 06-G02	MPCF 10-G02	
MPCF 06-G03	MPCF 10-G03	
MPCF 06-G04	MPCF 10-G04	
MPCF 08-G01	MPCF 12-G01	
MPCF 08-G02	MPCF 12-G02	

T MACHO LATERAL
MPST



Tubo (Métrico) - Rosca (R)		
MPST 04-M5	MPST 06-03	MPST 10-03
MPST 04-M6	MPST 06-04	MPST 10-04
MPST 04-01	MPST 08-01	MPST 12-02
MPST 04-02	MPST 08-02	MPST 12-03
MPST 06-M5	MPST 08-03	MPST 12-04
MPST 06-M6	MPST 08-04	
MPST 06-01	MPST 10-01	
MPST 06-02	MPST 10-02	

T MACHO LATERAL
MPST-G



Tubo (Métrico) - Rosca (G)		
MPST 04-G01	MPST 08-G03	MPST 12-G03
MPST 04-G02	MPST 08-G04	MPST 12-G04
MPST 06-G01	MPST 10-G01	
MPST 06-G02	MPST 10-G02	
MPST 06-G03	MPST 10-G03	
MPST 06-G04	MPST 10-G04	
MPST 08-G01	MPST 12-G01	
MPST 08-G02	MPST 12-G02	

REGULADOR DE FLUXO
MNSE




Tubo (Métrico) - Rosca (R)		
MNSE 04-M5	MNSE 06-03	MNSE 10-03
MNSE 04-M6	MNSE 06-04	MNSE 10-04
MNSE 04-01	MNSE 08-01	MNSE 12-02
MNSE 04-02	MNSE 08-02	MNSE 12-03
MNSE 06-M5	MNSE 08-03	MNSE 12-04
MNSE 06-M6	MNSE 08-04	
MNSE 06-01	MNSE 10-01	
MNSE 06-02	MNSE 10-02	

REGULADOR DE FLUXO
MNSE-G



Tubo (Métrico) - Rosca (G)		
MNSE 04-G01	MNSE 08-G03	MNSE 12-G03
MNSE 04-G02	MNSE 08-G04	MNSE 12-G04
MNSE 06-G01	MNSE 10-G01	
MNSE 06-G02	MNSE 10-G02	
MNSE 06-G03	MNSE 10-G03	
MNSE 06-G04	MNSE 10-G04	
MNSE 08-G01	MNSE 12-G01	
MNSE 08-G02	MNSE 12-G02	

PASSA PAINEL
MPMM



Modelo - Tubo (Métrico)		
MPMM 04		
MPMM 06		
MPMM 08		
MPMM 10		
MPMM 12		